

Socio-economic benefits of the Softwood Plantation Industry in the Oberon LGA for the 2021-22 year



CENTRAL WEST NSW
FORESTRY HUB

Contribution of the Operation of the Softwood Plantation Industry to Oberon

These indicators include direct activity of forest industry businesses from growing to processing including flow-on effects in other sectors of the economy through purchases of inputs and employment in the Oberon LGA for the 2021-22 financial year.


Gross Regional Product (GRP)



\$188m
contributed to GRP

Contribution to Gross Regional Product (GRP) is a measure of net contribution of an activity (forestry) to the regional economy.

Contribution to total GRP in Oberon, by sector




\$269k of GRP contributed to the Oberon economy for each forest industry employee working in the Oberon LGA.

Contribution to total employment in Oberon, by sector



67% of the industry's jobs in the Central West were generated by forest industry activity in the Oberon LGA.

Contribution to total household income in Oberon, by sector



Employment



835
Total jobs

The total jobs is the equivalent of 849 full time equivalent jobs in the Oberon LGA.

36% of all jobs in Oberon were either directly or indirectly employed by the forest industry.

Household Income



\$78m

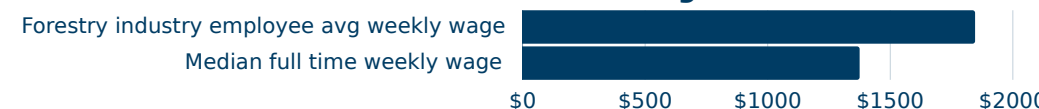
in household income in the Oberon LGA

Every week the industry injects \$1.5 million in wages into the Oberon LGA.


\$1,846
per week

average weekly wage for a forest industry employee in the Oberon LGA.

34% more than the median fulltime wage in Oberon



Growing, processing and expenditure



52,000
hectares

of softwood plantations in the Oberon LGA.



\$432m
output

of revenue generated in the Oberon LGA.



\$370m
spent


in the Oberon LGA

Community perceptions



76%

of Oberon residents believe they have good access to nature recreation areas. 70% believe the quality of these areas is good.



90%

of Oberon residents view forestry as an important industry to Oberon, equal to agriculture.



88%

of Oberon residents feel that their community is a great place to live.



66%

of Oberon residents feel that the local economy is getting better. (Central West NSW region only 46%).

Additional contribution of capital expenditure

\$14.1m
GRP

106
Jobs

\$8.8m
Household income

The capital expenditure in 2021/22 is **additional** to the GRP, employment and household income data reported for the industry's operations.